ILA-HO-SW-IP67

Job name:	
Distributor:	
Contractor:	
Type:	

TECHNICAL DATA	
Dimension of single link	2.57" Width * 3.95" Height
Operating temperature	-13°F to 113°F
IP Rating	IP67 Outdoor
Mounting	Provided with 3" standoffs
Mounting not included	standoffs, ground stakes
Lead not included	10FT
Fixture whip an end cap included on fixture	In/out capabilities, 6.5" connection length (fixture to barrel connector)
Sizes available	1FT, 2FT, & 4FT
Lumens available	1500LM/FT & 2000LM/FT
Static white options	2700K, 3000K, 3500K, 4000K
Lens options	Standard, Honeycomb, Standard lens w/Shield, & Honeycomb lens w/Shield
CRI	90+
Warranty	5 years
Input voltage	120V-277V
Plug and play	Yes
Beam Angles for Static White	6°, 8°, 10°, 12°, 15°, 30°, 45°, 60°, 90°, 1535°, 1545° , 1560°, 2545°, 3060°
Dimming	0-10V
Standard Finish	Black
Finishes available	White or Gray
IK rating	IK06
Material	Aluminum Shell + Tempered glass cover

rev 10/26

© 2026 Ace Illuminations. All rights reserved.
Specifications and content subject to change without notice. Protected by international copyright laws.

info@aceilluminations.com | 702.960.4249

cont. on 1

ILA-HO-SW-IP67

ELECTRICAL PER FT

OUTPUT | W	CCT				MAX RUN @120V	MAX RUN @220V	MAX RUN @277V
	2700K	3000K	3500K	4000K			
~1500LM/FT | 15W	1440LM/FT	1527LM/FT	1548LM/FT	1575LM/FT	60′	100′	140′
~2000LM/FT | 20W	1920LM/FT	2036LM/FT	2064LM/FT	2100LM/FT	40′	75′	100′

DIMENSIONS

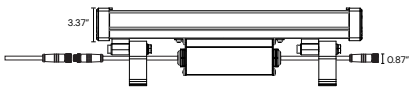

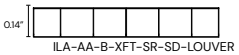

ILA-AA-B-XFT-SR-SD-LOUVER

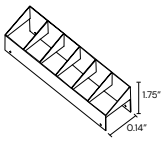

ILA-AA-B-XFT-SR-A-LOUVER

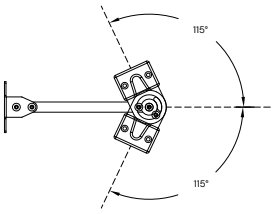

ILA-AA-B-XXSO (STAND OFFS)

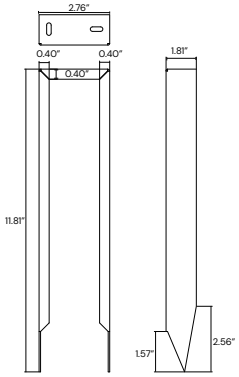

ILA-AA-B-GS (GROUND STAKES)

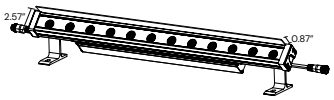

SDS or HCS OPTION (NOT DETACHABLE)

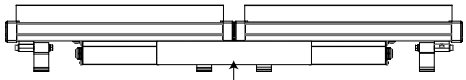

ILA-AA-B-CC (CABLE COVER)

PART BUILDER

Select Product	Select Wattage	Select Length	Select CCT	Select Optic		Select Lens	Select Finish
ILA = ILLUMINACE	15W = 15W/FT	1 = 1FT	27 = 2700K	6 = 6°	1545 = 15° X 45°	SD = STANDARD	W = WHITE
	20W = 20W/FT	2 = 2FT	30 = 3000K	8 = 8°	1560 = 15° X 60°	HC = HONEYCOMB	G = GRAY
		4 = 4FT	35 = 3500K	10 = 10°	2545 = 25° X 45°	SDS = STD W/SHIELD	LEFT BLANK = BLACK
			40 = 4000K	12 = 12°	3060 = 30° X 60°	HCS = HONEYCOMB W/SHIELD	
				15 = 15°			
				30 = 30°			
				45 = 45°			
				60 = 60°			
				90 = 90°			
				1535 = 15° X 35°			

FINALIZED PART NUMBER													
ILA	-	XW	-	X	-	XXK	-	X	-	XX	-	X	

rev 10/26

© 2026 Ace Illuminations. All rights reserved.
Specifications and content subject to change without notice. Protected by international copyright laws.
info@aceilluminations.com | 702.960.4249

cont. on 2

ILA-HO-SW-IP67

ACCESSORIES (sold separately)

LEADER CABLE:	(connect to Illuminace)	
ILA-AA-5W-LEAD-10FT	ACE ACCESSORIES 10 FOOT 5W LEADER CABLE FEMALE BARREL CONNECTOR TO BARE WIRE	
JUMPER CABLE:	(connect Illuminace to illuminace)	
ILA-AA-5W-JUMP-1FT	ACE ACCESSORIES 1 FOOT 5W JUMPER CABLE FEMALE BARREL CONNECTOR TO BARE WIRE	
ILA-AA-5W-JUMP-4FT	ACE ACCESSORIES 4 FOOT 5W JUMPER CABLE FEMALE BARREL CONNECTOR TO BARE WIRE	
END CAP:	(to terminate the end of a run)	
ILA-AA-5W-EC	ACE ACCESSORIES SINGLE 5W MALE END CAP	
MOUNTING:	(to secure the Illuminace onto a structure)	
ILA-AA-B-6SO	ACE ACCESSORIES PAIR OF BLACK 6" STAND OFFS	
ILA-AA-B-12SO	ACE ACCESSORIES PAIR OF BLACK 12" STAND OFFS	
ILA-AA-B-18SO	ACE ACCESSORIES PAIR OF BLACK 18" STAND OFFS	
ILA-AA-B-GS	ACE ACCESSORIES PAIR OF BLACK GROUND STAKES FOR ILLUMINACE	
GLARE CONTROL:		
ILA-AA-B-1FT-DR-A-LOUVER	ACE ACCESSORIES BLACK 1FT DOUBLE ROW ASYMMETRIC LOUVER	
ILA-AA-B-1FT-DR-SD-LOUVER	ACE ACCESSORIES BLACK 1FT DOUBLE ROW STANDARD LOUVER	
ILA-AA-B-4FT-DR-A-LOUVER	ACE ACCESSORIES BLACK 1FT DOUBLE ROW ASYMMETRIC LOUVER	
ILA-AA-B-4FT-DR-SD-LOUVER	ACE ACCESSORIES BLACK 4FT DOUBLE ROW STANDARD LOUVER	
CABLE COVER:		
ILA-AA-B-CC	ACE ACCESSORIES BLACK CABLE COVER	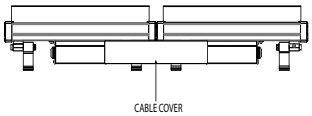

rev 10/26

© 2026 Ace Illuminations. All rights reserved.
Specifications and content subject to change without notice. Protected by international copyright laws.

info@aceilluminations.com | 702.960.4249

cont. on 3