

ACE-A | STATIC WHITE SHEET INDOOR





PROJECT:

DISTRIBUTOR:

CONTRACTOR:

TYPE:

COMMENTS:



SPECS

Dimensions	24" (609.60mm) LENGTH * 12" (304.98mm) WIDTH * 0.26" (6.60mm) HEIGHT
Operating temperature	-4°F to 113°F
IP Rating	IP20 Indoor
Mounts via	3M VHB tape (included), Screw into holes (screws not included), or by staple gun (not included)
Accessories	Not included sold separately
CRI	90+
Binning	Single
Warranty	5 years
Input voltage	24V DC
Available sizes	12"x24" rectangle
Field cuttable	Yes every 1" (25.40mm)
Beam Angle	120°
Dimming	0-10V , ELV

ORDERING INFORMATION

PRODUCT		WATTAGE		CCT		IP		SIZE
ACE-A-SW	-	XXW	-	XXK	-	IP20	-	X
ACE-A STATIC WHITE		5W = 5W/FT ² 10W = 10W/FT ² 15W = 15W/FT ² 20W = 20W/ FT ²		27K = 2700K 30K = 3000K 35K = 3500K 40K = 4000K		IP20 = INDOOR		2 = 2FT ²


ACE-A | STATIC WHITE SHEET INDOOR

ELECTRICAL

OUTPUT	SIZE	CCT				WATTAGE	MAX CONNECTIONS	INPUT VOLTAGE
		2700K	3000K	3500K	4000K			
~500LM/FT	1 FT ²	423	447	449	470	5W	19 FT ²	24V DC
~900LM/FT	1 FT ²	828	874	876	920	10W	9 FT ²	
~1400LM/FT	1 FT ²	1233	1370	1376	1370	15W	6 FT ²	
~1700LM/FT	1 FT ²	1593	1682	1687	1770	20W	4 FT ²	

LEADER CABLE SOLD SEPARATELY (CONNECTS SHEET TO THE DRIVER)

AA-T-A-2W-SNAPON-LEAD-6FT 2 WIRE 6FT SNAPON LEAD



JUMPER CABLE SOLD SEPARATELY (TO CONNECT SHEET TO SHEET)

AA-T-A-2W-SNAPON-JUMP-2IN 2 WIRE 2IN SNAPON JUMP



DRIVERS SOLD SEPARATELY (POWER UP THE PRODUCT)

ACE-PWR-36W	120V-277V INPUT, 5 IN 1 DIMMING 36W CLASS 2 POWER SUPPLY
ACE-PWR-96W	120V-277V INPUT, 5 IN 1 DIMMING 96W CLASS 2 POWER SUPPLY
ACE-PWR-192W	120V-277V INPUT, 5 IN 1 DIMMING 192W CLASS 2 POWER SUPPLY

