



PRO-402 | ALUMINUM PROFILE 402

PROFILE 402 IS A 4FT SUSPENDED PROFILE DESIGNED TO BE INSTALLED IN GENERAL ILLUMINATION APPLICATIONS. PROFILE 402 REQUIRES TWO RUNS OF TAPE PER PROFILE TO ELIMINATE DARK SPOTS.

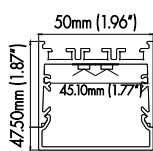
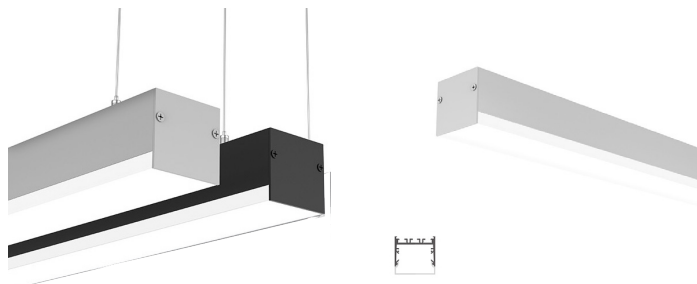
PROJECT: _____

DISTRIBUTOR: _____

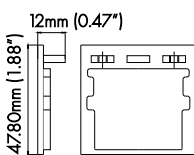
CONTRACTOR: _____

TYPE _____

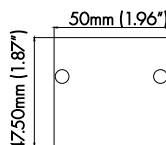
COMMENTS _____



Cross Section



End Cap



Metal clip

PHYSICAL

DIMENSIONS	50mm (1.96") WIDTH *47.50mm (1.87") HEIGHT* 1219.20mm (48")
INTERNAL WIDTH	45.10mm (1.77")
MATERIALS	6063 ALUMINUM
BEAM ANGLE	80°
MOUNTING	SUSPENSION
FINISH	ANODIZED SILVER OR CONSULT FACTORY FOR CUSTOM RAL COLORS
TAPE COMPATIBILITY	K SERIES IP20 & IP67, J SERIES IP20 & IP67, C SERIES, G SERIES IP20 & IP67
LENS & LIGHT LOSS FACTOR	WHITE = 30%

LENS, PAIR OF END CAPS, AND SUSPENSION KIT INCLUDED

ORDERING INFORMATION

PRODUCT	PRODUCT NUMBER	MOUNTING	LENS	FINISH	LENGTH
PRO	402	SK	WH	SV	4FT
PROFILE	402	SK = SUSPENSION	WH = WHITE	SV = SILVER CUSTOM RAL = RAL CODE	4FT

PRO-402 | ALUMINUM PROFILE 402



ACCESSORIES (SOLD SEPARATELY)

AA-PRO-402-EC	PAIR OF END CAPS
AA-PRO-402-SK	10FT ADJUSTABLE SUSPENSION KIT
AA-PRO-402-LENS-WH	4FT WHITE LENS