



PRO-201 | ALUMINUM PROFILE 201

PROFILE 201 IS A RECESSED MOUNTED 4 FOOT FLANGED PROFILE DESIGNED TO BE INSTALLED IN RECESSED APPLICATIONS.

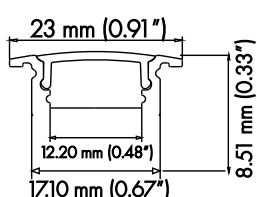

PROJECT: _____

DISTRIBUTOR: _____

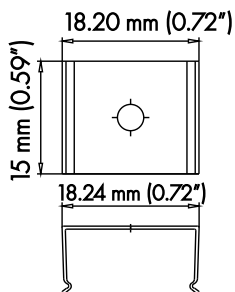
CONTRACTOR: _____

TYPE _____

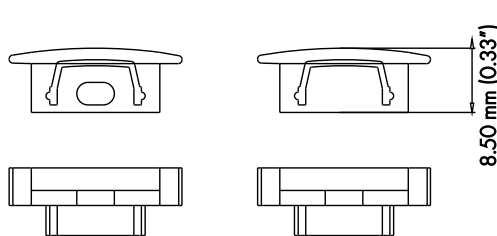
COMMENTS _____



CROSS SECTION



METAL CLIP



END CAP

PHYSICAL

DIMENSIONS	23mm (0.91") WIDTH *8.50mm (0.49") HEIGHT* 1219.20mm (48")
INTERNAL WIDTH	12.20mm (0.48")
MATERIALS	6063 ALUMINUM
BEAM ANGLE	100°
MOUNTING	RECESSED
FINISH	ANODIZED SILVER OR CONSULT FACTORY FOR CUSTOM RAL COLORS
TAPE COMPATIBILITY	K SERIES IP20 & IP67, J SERIES IP20 & IP67, C SERIES, G SERIES IP20 & IP67
LENS & LIGHT LOSS FACTOR	WHITE = 30%, CLEAR = 5%, BLACK = 78%

LENS, PAIR OF END CAPS, AND PAIR OF METAL CLIPS INCLUDED

ORDERING INFORMATION

PRODUCT	PRODUCT NUMBER	MOUNTING	LENS	FINISH	LENGTH
PRO	201	RC	WH	SV	4FT
PROFILE	201	RC = RECESSED	WH = WHITE CL = CLEAR BK = BLACK	SV = SILVER CUSTOM RAL = RAL CODE	4FT

ACCESSORIES (SOLD SEPARATELY)

AA-PRO-201-EC	PAIR OF END CAPS
AA-PRO-201-MC	PAIR OF METAL CLIPS
AA-PRO-201-LENS-CL	4FT CLEAR LENS
AA-PRO-201-LENS-WH	4FT WHITE LENS
AA-PRO-201-LENS-BK	4FT BLACK LENS
AA-PRO-201-CONTLENS-BK	UP TO 80FT OF CONTINUOUS BLACK LENS
AA-PRO-201-CONTLENS-CL	UP TO 80FT OF CONTINUOUS CLEAR LENS
AA-PRO-201-CONTLENS-WH	UP TO 80FT OF CONTINUOUS WHITE LENS